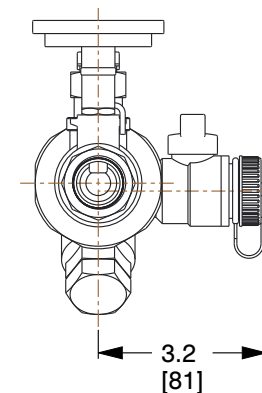
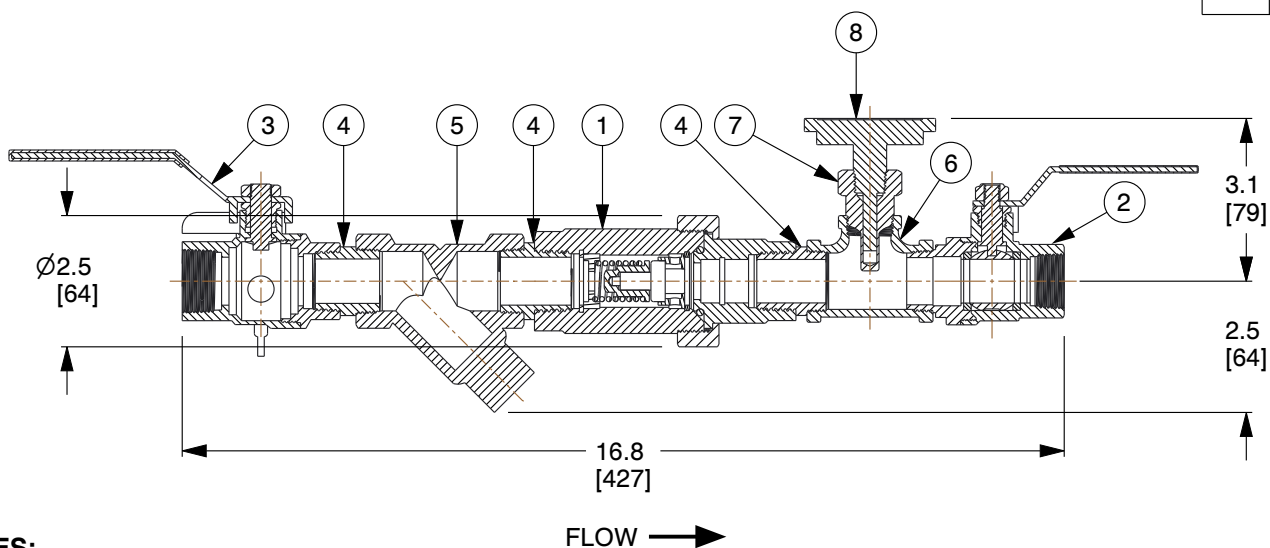



B

B

A

A

**NOTES:**

1. WEIGHT: 7.2 Lbs (3.3 Kg).
2. Cv: OPEN: 3.3, CLOSED: 0.2, DESIGN: 1.57.
3. MAXIMUM WORKING PRESSURE: 200 PSIG (14 BAR).
4. MAXIMUM WORKING TEMPERATURE: 250°F (121°C).
5. XXX REFERS TO THE DESIRED CLOSING TEMPERATURE.
6. ALL COMPONENTS ARE NSF/ANSI/CAN 61 OR 372 CERTIFIED.

ITEM	PART NUMBER	DESCRIPTION
1	258-40X100-XXX	1" CIRCUITSOLVER® THERMOSTATIC BALANCING VALVE WITH INTEGRATED UNION
2	92-170	BALL VALVE, 1" MxF, LF
3	92-207	BALL VALVE, 1" W/ SIDE DRAIN BV, WEBSTONE, LF BRASS
4	92-044 (QTY-3)	1" X CL NIPPLE BRASS LF
5	92-202	Y- STRAINER, 1" BRASS
6	93-174	1" X 1/2" TEE, BRASS LF
7	93-094	THERMOWELL
8	94-287	THERMOMETER

COMPONENT	CSU Strainer Assembly with Strainer, Webstone Drain Valve & Thermometer
-----------	---



ThermOmegaTech, Inc.  
353 Ivyland Road  
Warminster, PA 18974-2205, USA  
Ph: 215-798-5978

This file and any associated information and specifications are provided for reference and evaluation purposes only, and is subject to change without notice. ThermOmegaTech makes no representations, warranties or guarantees as to the appropriateness, accuracy, completeness, or suitability for any purpose, of the file, information or specifications. You are solely responsible for the use of the file, information or specifications.

This drawing is the property of ThermOmegaTech. It contains confidential, proprietary information that is ThermOmegaTech property. Do not disclose to or duplicate for others except as authorized by ThermOmegaTech.

SCALE

NTS

**CSUAS-1-XXX-WDV-TW**  
1" CSU STRAINER ASSEMBLY WITH  
STRAINER (CSUAS),  
WEBSTONE DRAIN VALVE & THERMOMETER

UNIT

INCH [MM]

SHEET

1 of 1

4

3

2

1